
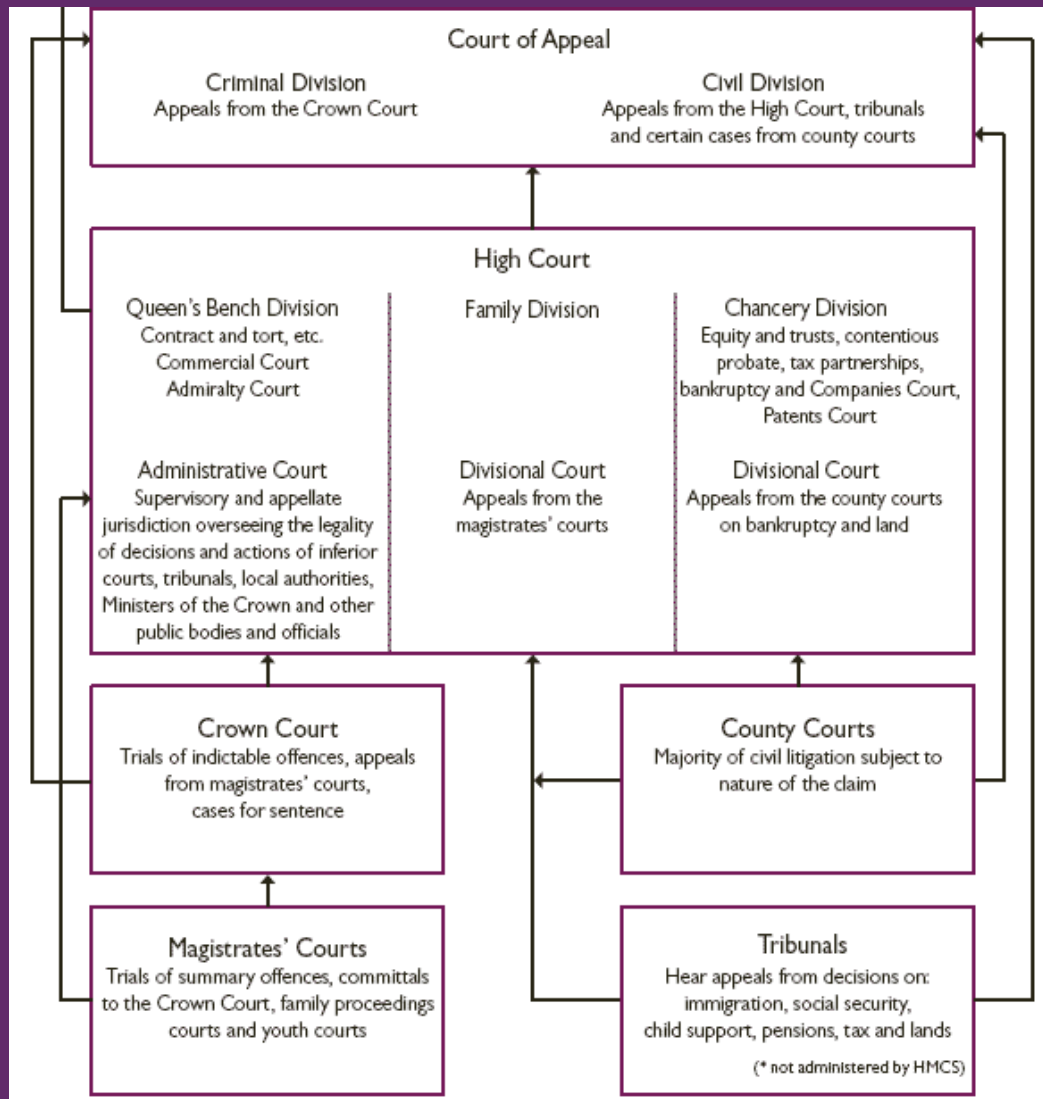




HER MAJESTY'S
COURTS SERVICE
hmcs

Performance Measurement in the England and Wales Justice Sector







HER MAJESTY'S
COURTS SERVICE
hmcs



JUDICIARY OF ENGLAND AND WALES



Ministry of
JUSTICE



HER MAJESTY'S
COURTS SERVICE
hmcs



Objectives



- Promotion of a modern, fair, effective and efficient justice system that is available to all and responsive to the needs of the communities it serves.
- Support of an independent judiciary in the administration of justice.
- Achievement of best value for money.
- Continuous improvement of performance and efficiency across all aspects of the courts' work having regard to the contribution the judiciary can appropriately make.
- Collaboration with a range of justice organisations and agencies, including the legal professions, to improve the service provided for local communities.
- Greater confidence in, and respect for, the system of justice.
- Achievement of excellence as an employer.



Budget allocation 2009/10

Category	2008-09 £ million	2009-10 £ million
Income		
Voted expenditure from MoJ (near cash)	822.8	755.0
Voted expenditure from MoJ (non-cash)	235.8	240.0
Income from fees, fines and other income	643.9	670.0
Total income	1,702.5	1,665.0
Expenditure		
Service delivery	1,346.2	1,364.2
Change programmes	86.7	37.1
Management overhead	13.6	11.9
Central policy	20.2	11.8
Capital charges	235.8	240.0
Total expenditure	1,702.5	1,665.0



Key Performance Indicators

1. To commence 78% of cases within the following time scales in the Crown Court:
 - defendants' cases that are sent for trial within 26 weeks of sending
 - defendants' committal for trial cases within 16 weeks of committal
 - appeals within 14 weeks of the appeal being lodged
 - committals for sentence within 10 weeks of committal.
2. To speed up criminal cases in the magistrates' courts so that, for charged cases, the average time from charge to disposal is less than six weeks.
3. Time taken to produce and send court results to the police:
 - 95% of court registers produced and dispatched within three working days
 - 100% of court registers produced and dispatched within six working days.
4. To achieve an 85% payment rate for financial penalties in the magistrates' courts.
5. For 60% of all breached community penalties to be resolved within 25 working days of the relevant failure to comply.
6. To increase the proportion of defended small claims that are completed otherwise than by court hearing to 65%.
7. To increase the proportion of defended small claims that are completed (from receipt to final hearing) within 30 weeks to at least 70%.
8. To increase the amount of civil work initiated online – 65% of eligible possession claims through Possession Claim Online and 75% of specified money claims through Money Claim Online and via the Claims Production Centre.
9. To ensure that 48% of care and supervision cases in the county court and 56% in the magistrates' court are completed within 40 weeks.
10. To maintain the 'very satisfied' element of the HMCS court user satisfaction survey at or above the 2007-08 baseline of 41%.



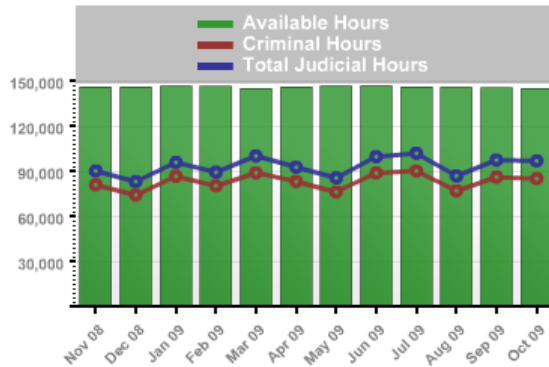
Show report for this location and month:

Location type: Month:
 Location: Timeframe:

Data for the selected location and timeframe is COMPLETE.

Report Options

Courtroom Utilisation
(Magistrates' Courts)



Courtroom Utilisation

Location	Available to Magistrates (Hours)	Available to Other Users (Hours)	Total Available Hours	Criminal Utilisation (Hours)	Civil Utilisation (Hours)	Other Judicial Use (Hours)	Total Judicial Use (Hours)	Utilisation (%)	Amended
England and Wales	142,604.62	2,356.22	144,960.84	84,928.10	9,063.58	2,725.56	96,717.24	66.7%	*
London	18,540.64	247.98	18,788.62	13,460.14	1,701.70	296.90	15,458.74	82.3%	-
Midlands	26,270.38	924.76	27,195.14	15,268.33	2,183.48	565.66	18,017.47	66.3%	-
North East	22,896.82	103.33	23,000.15	14,129.65	1,514.66	560.50	16,204.81	70.5%	-
North West	21,293.22	117.79	21,411.01	12,832.33	893.40	318.00	14,043.73	65.6%	*
South East	25,688.25	452.98	26,141.23	15,280.30	1,682.39	457.50	17,420.19	66.6%	-
South West	18,006.45	34.10	18,040.55	8,891.76	522.84	446.25	9,860.85	54.7%	-
Wales	9,908.87	475.30	10,384.16	5,065.59	565.11	80.75	5,711.45	55.0%	-

Export this table to Excel

Chart data



Figure 1: Average time (days) between arrest and sentence for persistent young offenders – England and Wales, January 1997 to December 2008

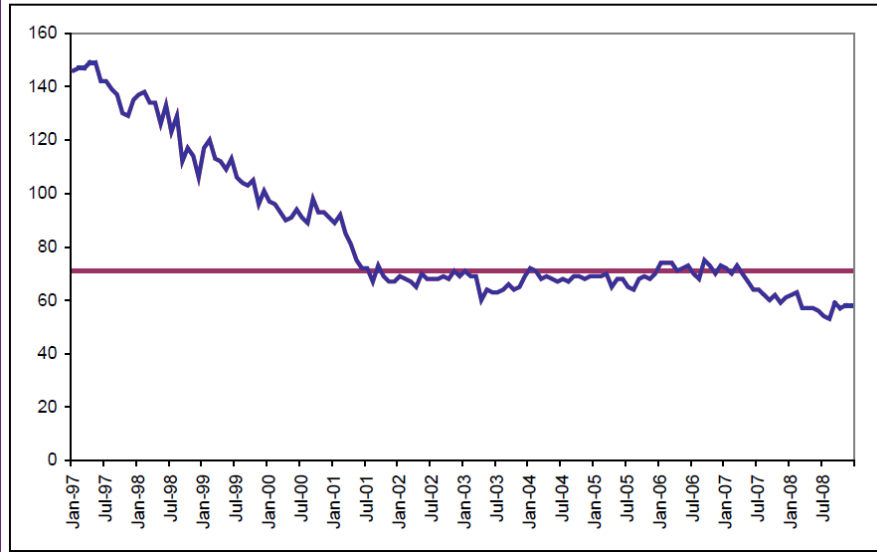


Figure 2: Estimated average number of adjournments by type of offence (defendants in all criminal cases), March 2004 to September 2009

