

# PRELIMINARY FINDINGS

## EFFICIENCY

### BENCHMARKING

In 2014 Serbian prosecutors received 2.77 cases per 100 inhabitants while the average of EU28 was 3.55. However, Serbian prosecutors faced higher demand than their EU11 and

**Western Balkans** peers which reported

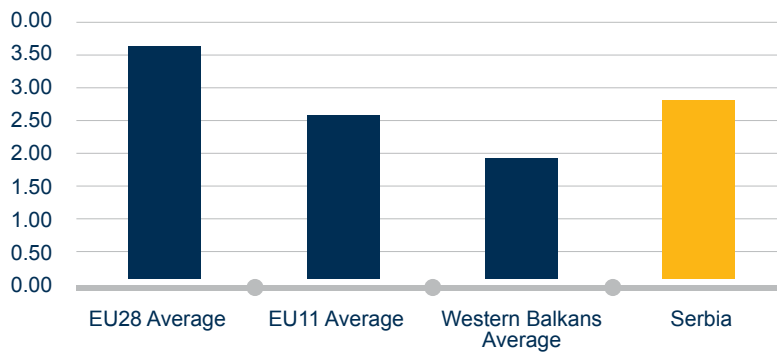
**2.55** and **1.90** received cases per **100** inhabitants, respectively.

#### SERBIAN PROSECUTORS



**2.77** CASES  
PER **100**  
INHABITANTS

Number of Cases Received by the Public Prosecutor per 100 Inhabitants according to CEPEJ in 2014



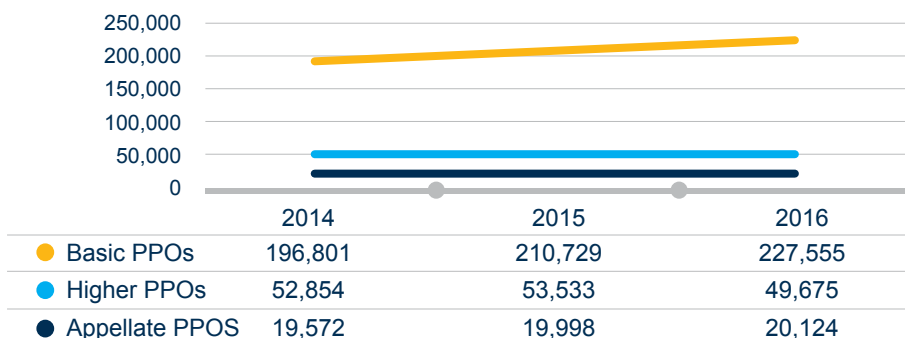
### CASELOAD

In 2016 Serbian Basic, Higher and Appellate PPOs received in total **297,354 new cases**, out of which **77 percent** in Basic PPOs. These include all types of cases, both various simple matters and those complex ones that require significantly higher level of engagement.

**297,354**  
NEW  
CASES

BASIC  
PPOs  
**77%**

Received Cases in Basic, Higher and Appellate PPOs from 2014 to 2016



Number of received criminal cases in Basic PPOs grew by **15 percent from 2014 to 2016**. These cases consist mostly of adult perpetrators cases (82 percent) while 18 percent belong to commercial offences and 0.1 percent to legal persons cases.



COMMERCIAL OFFENCES GREW



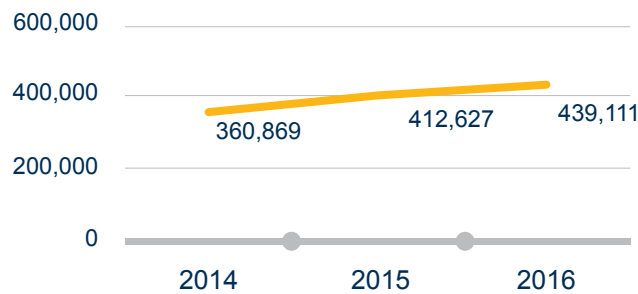
from 2015 to 2016, from **1,732** to **21,178**

## WORKLOAD

Workloads of Basic, Higher and Appellate PPOs in Serbia grew each year in the period **from 2014 to 2016**. The recorded growth of workloads was **22 percent** or almost one quarter more cases.



### Basic, Higher and Appellate PPOs Workload from 2014 to 2016



Prosecutors in Basic PPOs received **17 percent** more cases on average in 2016 than in 2014.

**The highest increase was recorded in Appellate PPOs with 29 percent from 2015 to 2016.**

## CASELOAD PER PROSECUTOR



**650** CASES  
per **PROSECUTOR**

In Basic PPOs in 2016, the average caseload was **650 cases** per prosecutor on country level, however there are substantial differences among these PPOs. The busiest PPOs are receiving up to six times the caseload per prosecutor of the less busy ones.

Caseloads per prosecutors grew in Appellate PPOs also, primarily in Belgrade where it doubled from 2015 to 2016.

## DISPOSITIONS

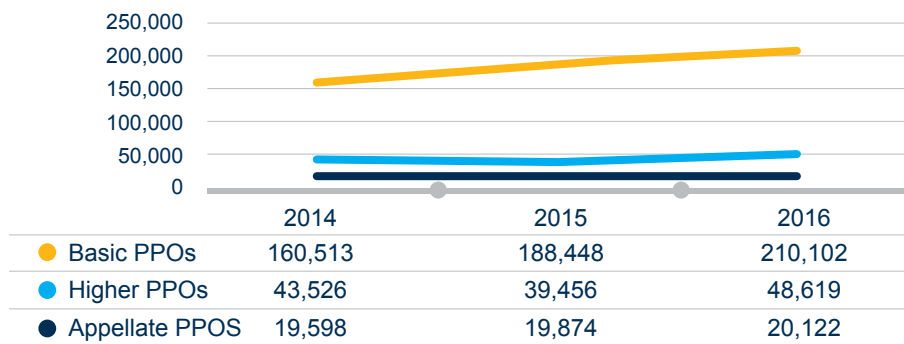
As the caseloads and workloads of PPOs grew, so did the number of disposed cases. From 2014 to 2016 the number of disposed cases **increased by 25 percent**; 31 percent in Basic PPOs, 12 percent in Higher PPOs and 3 percent in Appellate PPOs.

**31%** IN BASIC  
PPOs

**12%** IN HIGHER  
PPOs

**3%** IN APPELLATE  
PPOs

### Disposed Cases in Basic, Higher and Appellate PPOs from 2014 to 2016



Source: Republic PPO Annual Reports 2014 - 2016 and Appellate PPOs Data

## CLEARANCE RATE

**94%** in 2016

Clearance rates of Serbian PPOs were constantly rising in the observed three year period amounting to 94 percent in 2016.

## TIMELINESS IN CASE PROCESSING

The number of pending cases in Serbian PPOs constantly increased in the observed period meaning the backlog is growing. The recorded growth in the three-year period was nearly **25 percent**.

Disposition times of Basic PPOs reduced gradually from 2014 to 2016 when this indicator displayed **290 days**. Higher PPOs rarely reported disposition times that exceeded **100 days** which is approximately three times lower than the Basic PPOs' average.